

# TECHNICAL SERVICE BULLETIN

No.LTB00477/2012

06 August 2012

Circulate to:	Service Manager	Parts Manager	Warranty Administrator	Receptionists	Technicians

Land Rover

**Subject/Concern:** Clutch Noise

**Model:**

Defender (LD)	Year: 2007-2012 VIN Range: 7A732615-CA421360
---------------	---

**Markets:** Diesel Markets Only

**Section:** 308-01

**Summary**

The customer may report a rattle noise heard from the area of the clutch assembly when the engine is at idle speed.

**Cause:** The thrust washer fitted around the centre hub of the clutch disc may have sheared (this does not cause operation failure of the clutch it generates an audible noise only). **Suggested Customer Concern Code - P24.**

**Before removing the transmission, make sure that the rattle noise is not caused by incorrect adjustment of the handbrake, or out of balance or binding transmission brake drum, as this could create a similar noise as the clutch disc concern.**

**The clutch disc outer torsion springs will contain a noticeable amount of free movement in a lateral direction across the width of the spring and a small amount of movement along the longitudinal axis of the length of the spring. Replacement of the clutch disc is not necessary unless there are signs that the springs have broken or the aperture shows signs of excessive wear or the friction washer is missing or cracked.**

**When the clutch disc is out of the vehicle the springs can rattle. However in the working condition they are in compression so no noise is present. During gear changes and at idle, centrifugal force stops the springs from rattling.**

**An improved clutch kit with a bonded washer has been introduced as an assembly.**

**Action:** If a customer reports a concern of a rattle noise from the area of the clutch assembly and it is not related to the handbrake or transmission brake drum, carry out the Service Instruction outlined below.



**Initially the new part number will be LR029894. LR029894 will supersede to LR037956 in the near future to align with the production part number. Please note there is no difference in the clutch kit contained in LR029894 and LR037956.**

Parts Required		
Description	Part Number	Quantity
Clutch kit	LR029894	1


Labor Time		
Operation Description	Operation No.	Time
Clutch assembly 2.4L diesel	33.10.01	3.9 hours
Clutch assembly 2.2L diesel	33.10.01	4.9 hours
Repair/Claim Coding		
Causal Part:	LR012199	
ACES Condition Code:	01	

**Service Instruction**

1. Remove the clutch disc and pressure plate (see TOPIx Workshop Manual, section 308-01).
2. Inspect the clutch disc for signs of damage to the thrust washer.
  1. Damaged or missing thrust washer.
  2. Correctly located thrust washer.



E147661



E147662

3. **The new design clutch disc has a gloss finish and a bonded thrust washer.**

Install the new design clutch disc and pressure plate (see TOPIx Workshop Manual, section 308-01).