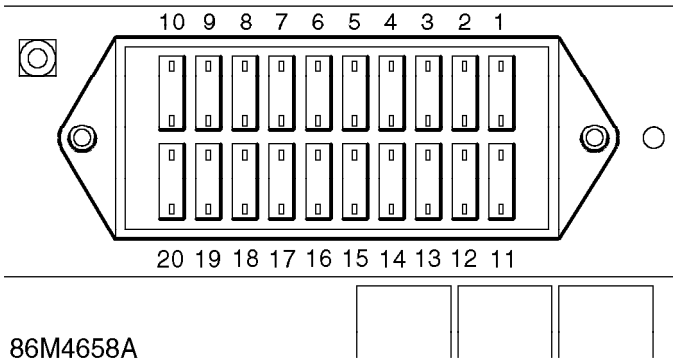


FUSE DETAILS

Passenger compartment fuse box



Fuse	Rating	Wire colour	Function
1	10 Amp	WG	Alarm ECU, BBUS.
2	15 Amp	WG	Windscreen wiper switch, windscreen wiper motor, windscreen wiper delay ECU.
3	10 Amp	WG	Hazard warning switch, rear window wash/wipe switch, rear window wiper motor, instrument pack, coolant temperature gauge, fuel gauge, blower relay, aircon unit.
4	10 Amp	GO	ABS ECU.
5	10 Amp	WG	ECU.
6	10 Amp	GY	Brake pedal switch, reverse lamp switch, speed transducer, alternator/generator.
7	10 Amp	WG	Dim-Dip relay, headlamp relay, HRW relay, instrument pack.
8	5 Amp	P	Diagnostic socket.
9	30 Amp	NP	Blower relay.
10	20 Amp	NS	Aircon compressor clutch relay, cooling fan relay.

CONNECTOR

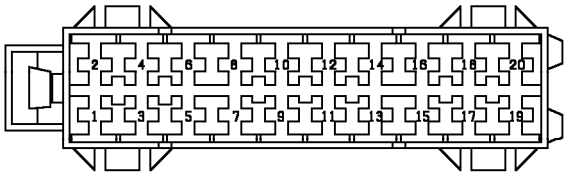

C0580



Fuse box - Passenger compartment

Female
BLACK

Beneath centre console



YQE102850

Cav	Col	CCT	Cav	Col	CCT
1	W	ALL	12	GY	ALL
2	WG	15	14	WG	ALL
4	WG	ALL	15	NW	ALL
6	WG	ALL	16	P	27
8	GO	12	17	NK	1
9	W	ALL	18	NP	1
10	WG	ALL	20	NS	1